

Instruction Manual for "Tabletop Breeze Break (M)" included in accessory of BM-5/5D series

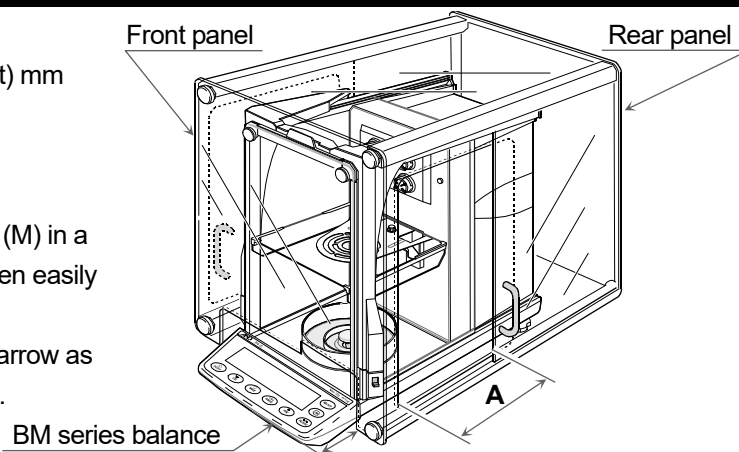
This manual describes for the "Tabletop Breeze Break (M)" (Order code: AD-1676) included in accessory of BM-5/5D series.

1. Features

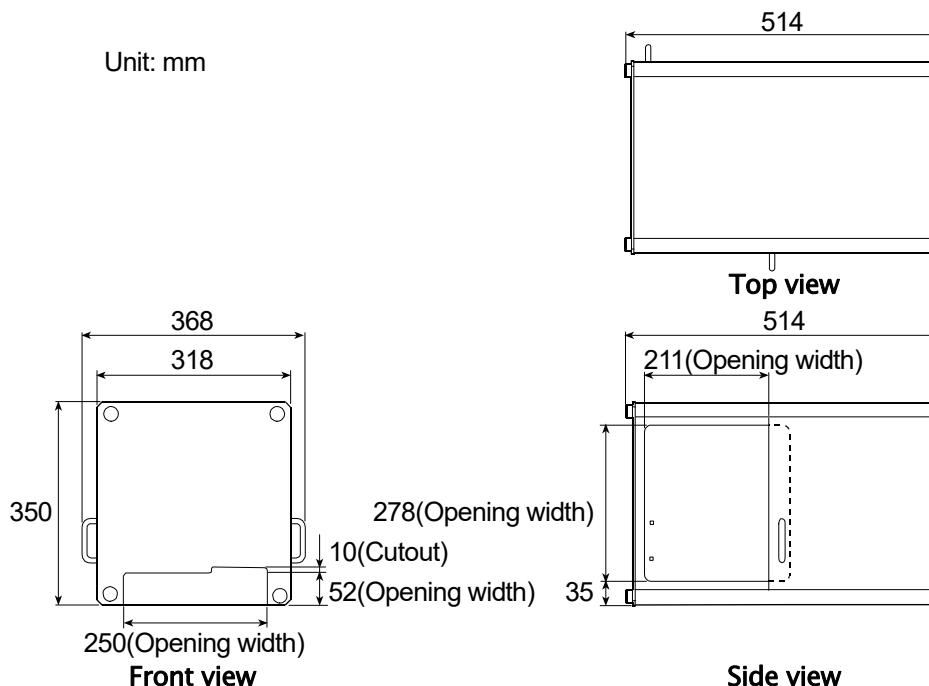
- This breeze break is used to prevent from ambient drafts due to air conditioning and body motion so as to reduce weighing error.
- This breeze break is designed for the BM series with most suitable use.
- The transparent panel assembly consists of antistatic plastic material, which protects the balance from static electricity.
- The rear panel is equipped the hole that is used to pass the RS-232C and AC adapter cables through.

2. Specifications

- Weight : Approximately 4 kg
- Size : 368 (Width) x 514 (Depth) x 350 (Height) mm
- Material : Transparent panel : Antistatic plastic
Rear panel / Frame : Aluminum
- Applicable models (BM series balance)
- * We recommend to install the tabletop breeze break (M) in a position where the display of the balance can be seen easily and the balance can be operated properly.
- * Minimize the opening width **A** of the slide door as narrow as possible so as to reduce influence of ambient drafts.



3. External Dimensions



Caution

- Do not use organic solvents to clean the breeze break because it may damage the transparency and anti-static properties of the panels.
- Use a soft lint free cloth dampened with warm water and a mild detergent when cleaning the breeze break.

A&D Company, Limited

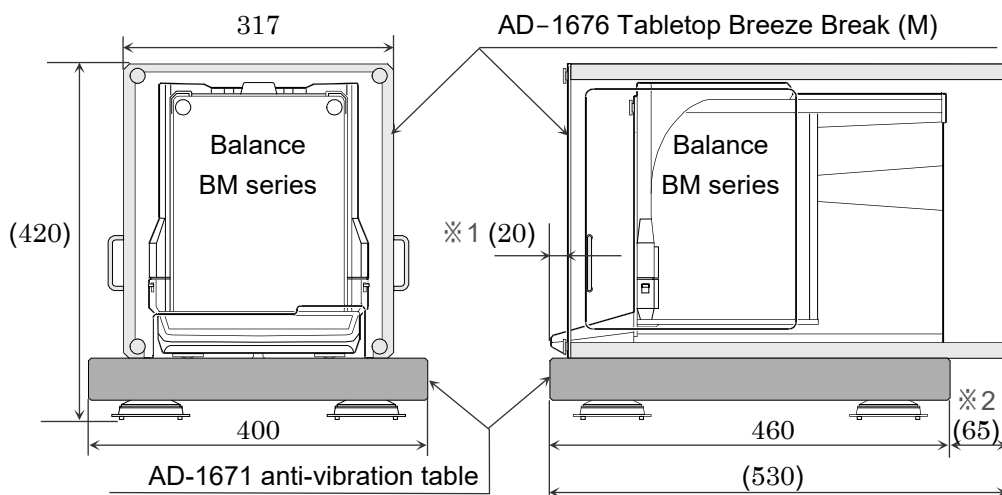
3-23-14 Higashi-Ikebukuro, Toshima-ku, Tokyo 170-0013 JAPAN
Telephone: [81] (3) 5391-6132 Fax: [81] (3) 5391-6148

Supplement Description for Using AD-1676 Tabletop Breeze Break (M)

Supplement description to place the AD-1676 tabletop breeze break (M) of option on the AD-1671 anti-vibration table.

The Recommended Position to Place the tabletop breeze break (M) on the anti-vibration table

- ※1 We recommend approximately 20 mm distance between the front edge of the balance and the front panel of the tabletop breeze break (M).
- ※2 When the tabletop breeze break (M) is placed on the anti-vibration table, even if approximately 65 mm space between the rear side of the balance and rear panel of the tabletop breeze break (M) becomes, it doesn't influence for the performance.



A&D
A&D Company, Ltd.

日本語版は反対側を見てください。