

1. Features

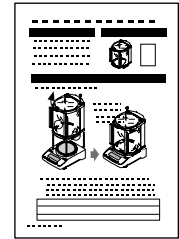
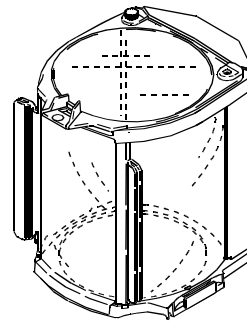
The FXi-WP-11 can be installed on the FX-i WP series balances.

Using the FXi-WP-11 will protect the balance from the effects of a breeze and will provide more accurate weighing results.

An anti-static treatment has been applied to the breeze break components, therefore the weighing error caused by static electricity should not be a problem.

* The FXi-WP-11 is set on top of the balance, not fastened. Therefore, handle the balance with the FXi-WP-11 with much care when transporting, etc.

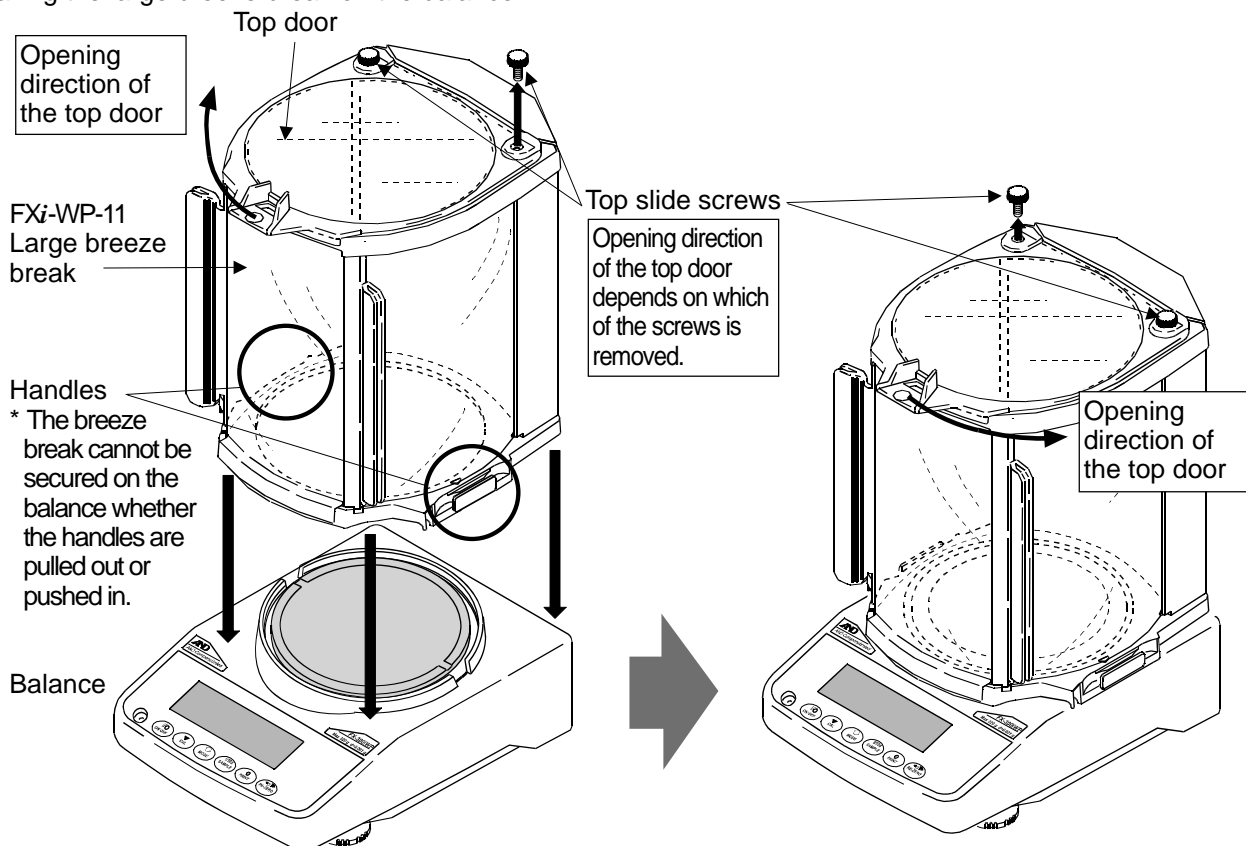
2. Unpacking



Large breeze break (Gray) Instruction manual

3. Installing the large breeze break

Installing the large breeze break on the balance.



- CAUTION**
- The breeze break cannot be secured on the balance by using the handles. (The handles have no function.)
 - When transporting the balance, do not hold the breeze break. Hold the balance.
 - Do not wipe the transparent plastic with solvents such as thinner, benzene or alcohol. It may cause it to turn white or to crack.
 - When cleaning the balance, remove the large breeze break.
 - When cleaning the breeze break; wipe with a dry, lint free cloth or a lint free cloth that is moistened with warm water and a mild detergent.
 - An anti-static treatment has been applied to the transparent plastic, therefore do not use solvents such as alcohol to wipe the breeze break.
 - If the anti-static effect decreases, apply an anti-static additive to the transparent plastic.

Materials used (Material of the breeze break)

Polycarbonate (PC), Polyacetal (POM), ABS, SUS, Steel

* Each part has the type of material used printed on it.